



Quality at its best  
MADE IN AUSTRIA



# Garden Shed Neo





Neo Size 2B, Metallic Quartz Grey  
(with SmartBase foundation, acrylic glass panel and double door as accessories)

# Neo

## REVOLUTION IN DESIGN & FUNCTIONALITY

### The Best From Decades of Experience

Smooth wall surfaces and the elegant acrylic glass panel in the door characterise the modern look. Additional acrylic glass panels can be flexibly installed thanks to a specially developed panel system. To ensure a pleasant atmosphere, the wooden ceiling regulates the humidity along with the optional grey white interior panelling and insulation.

### ADVANTAGES

#### Security:

- 3-way locking mechanism complete with stainless steel door handle
- Stable roof construction for a snow load of up to 150 kg/m<sup>2</sup>
- Storm proof up to 150 km/h, wind force 12

#### Functionality:


- Comfortable door opening with gas spring
- Direct attachment of the accessories
- Optional interior panelling and insulation
- Integrated roof gutter

### COLOURS

Available in one or two colours (a second colour can be chosen for the door and roof at no extra cost).



Metallic Silver



Metallic Quartz Grey



Metallic Dark Grey

### COLOUR COMBINATIONS

NO EXTRA COST



**Variant: 3.1**  
**Wall Colour:** Metallic Dark Grey  
**Roof and Door Colour:** Metallic Silver

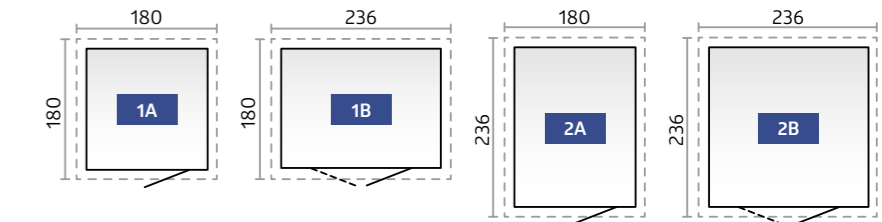


**Variant: 2.3**  
**Wall Colour:** Metallic Quartz Grey  
**Roof and Door Colour:** Metallic Dark Grey




### SIZES (IN CM, OUTER DIMENSIONS INCL. ROOF OVERHANG)

**Door Opening:** Standard Door (right door hinge): 78 x 200 cm (W x H) - the standard door can be installed on the sides of the shed.  
Double Door: 161 x 200 cm (W x H) - the double door can be installed on the 235 cm sides of the shed.

The dotted lines mark the roof overhang.



### STANDARD EQUIPMENT AND SPECIAL FEATURES



#### Standard Equipment and Special Features

Smooth side walls and an acrylic glass panel in the standard door make the Biohort Garden Shed Neo a real eye-catcher. The wooden ceiling visible on the inside regulates the air humidity thanks to its hygroscopic properties. On the outside, the wooden roof is efficiently protected by a full-surface, high-quality EPDM roofing membrane (thickness: 1.5 mm). The accessories can be mounted directly onto the wall. The following accessories are included in the delivery (2 pieces each): rainwater downpipes, shelves (depth: 25 cm), tool holder, tool hangers.

### OPTIONAL ACCESSORIES



#### Many Options for the Interior Fittings

The garden shed Neo is not only optically highly versatile, with the right accessories it is also widely adaptable. Thanks to the flexible panel system, additional acrylic glass panels can be installed individually (not side by side). An elegant interior panelling is available for the interior walls (pictured right). This can even be insulated with 40mm styrofoam (accessory). You will find more practical accessories on the next page.

# TECHNICAL DATA

\*\* highest point, incl. roof overhang

EAN Code



Size	Exterior Dimensions**	Interior Dimensions	Foundation Dimensions	Weight (kg)	Metallic Silver	Metallic Quartz Grey	Metallic Dark Grey	Wall Colour	EAN Code					
	W x L x H (cm)	W x L x H (cm)	W x L (cm)						Variant: 1.2	Variant: 1.3	Variant: 2.1	Variant: 2.3	Variant: 3.1	Variant: 3.2
With Standard Door, Door Opening: 78 x 200 cm (B x H), right door hinge														
1A	180 x 180 x 222	164 x 164 x 208	171 x 171	170	9003414 81003 7	9003414 87003 1	9003414 85003 3		9003414 81005 1	9003414 81004 4	9003414 87004 8	9003414 87005 5	9003414 85004 0	9003414 85005 7
1B	236 x 180 x 222	220 x 164 x 208	227 x 171	205	9003414 81029 7	9003414 87029 1	9003414 85029 3		9003414 81033 4	9003414 81030 3	9003414 87030 7	9003414 87033 8	9003414 85030 9	9003414 85033 0
2A	180 x 236 x 222	164 x 220 x 208	171 x 227	205	9003414 81006 8	9003414 87006 2	9003414 85006 4		9003414 81008 2	9003414 81007 5	9003414 87007 9	9003414 87008 6	9003414 85007 1	9003414 85008 8
2B	236 x 236 x 222	220 x 220 x 208	227 x 227	230	9003414 81034 1	9003414 87034 5	9003414 85034 7		9003414 81039 6	9003414 81037 2	9003414 87037 6	9003414 87039 0	9003414 85037 8	9003414 85039 2
With Double Door, Door Opening: 161 x 200 cm (W x H)														
1B	236 x 180 x 222	164 x 220 x 208	227 x 171	215	9003414 81060 0	9003414 87060 4	9003414 85060 6		9003414 81062 4	9003414 81061 7	9003414 87061 1	9003414 87062 8	9003414 85061 3	9003414 85062 0
2B	236 x 236 x 222	220 x 220 x 208	227 x 227	240	9003414 81063 1	9003414 87063 5	9003414 85063 7		9003414 81067 9	9003414 81064 8	9003414 87064 2	9003414 87067 3	9003414 85064 4	9003414 85067 5

Foundation Accessories / Interior Fittings	EAN Code	EAN Code	EAN Code	EAN Code	EAN Code	EAN Code
suitable for	<b>Aluminium Floor Frame</b>	<b>Aluminium Floor Panels</b>	<b>SmartBase</b>	<b>SmartBase<sup>PLUS</sup></b>	<b>Interior Panelling</b>	<b>Insulation</b>
<b>Neo</b>						
1A	9003414 41014 5	9003414 48014 8	9003414 43950 4	9003414 43450 9	9003414 46051 5	9003414 46081 2
1B / 2A	9003414 41024 4	9003414 48024 7	9003414 43954 2	9003414 43454 7	9003414 46052 2	9003414 46082 9
2B	9003414 41040 4	9003414 48040 7	9003414 43918 4	9003414 43418 9	9003414 46054 6	9003414 46084 3
1B (Double Door)	9003414 41024 4	9003414 48024 7	9003414 43954 2	9003414 43454 7	9003414 46053 9	9003414 46081 2
2B (Double Door)	9003414 41040 4	9003414 48040 7	9003414 43918 4	9003414 43418 9	9003414 46055 3	9003414 46082 9

Note: Hammer drills can be rented from any well-equipped specialist, however the drill bit required is available from Biohort.

Drill Bit Ø 40 x 600 mm for SDS-MAX chuck Ø 18 mm (for SmartBasePLUS) 9003414 43410 3

Note: In combination with an additional door, an additional package is required for the SmartBase and SmartBase<sup>PLUS</sup>.

Foundation Additional Package 9003414 43505 6 9003414 43405 9

Accessories	In the respective colour	Dimensions	EAN Code		
		W x L x H (cm)	Metallic Silver	Metallic Quartz Grey	Metallic Dark Grey
Acrylic Glass Panel		32 x 3,3 x 207	9003414 47034 7	9003414 47084 2	9003414 47054 5
Additional Door		203 x 83 x 3	9003414 81002 0	9003414 87002 4	9003414 85002 6
Tool Holder		30 x 5 x 3,5	9003414 47032 3	9003414 47082 8	9003414 47052 1
Accessories made of galvanised steel, grey white coated					
Shelves	2 pieces per package	56 x 26 x 17,3		9003414 45040 0	
	4 pieces per package	56 x 26 x 17,3		9003414 45050 9	
	2 pieces per package (deep)	56 x 44,5 x 17,3		9003414 45060 8	
Suspension Basket	With wall bracket	56 x 34 x 20		9003414 47073 6	
Hook Set	Combination of hook, handle hook and shovel hook	56 x 23 x 10		9003414 47072 9	
Tool Hangers	2 pieces per package	28 x 10,4 x 17,2		9003414 47021 7	
Threshold Access Ramp	Only with double door and floor frame	70,5 x 9,1 x 3		9003414 41001 5	
Bicycle Hanger "BikeMax"	1 piece per package	205,5 x 14,5 x 8		9003414 49030 7	
Bicycle Holder "BikeHolder"	Set for 2 bikes	56 x 17,7 x 33		9003414 49032 1	
Electric Mounting Panel		28 x 204 x 4		9003414 46034 8	
LED Light		44 x 4 x 1,5		9003414 46041 6	



**Biohort GmbH**  
 Pürnstein 43, 4120 Neufelden, Austria  
 Tel: +43-7282-7788-0, Fax Ext. 190  
 E-Mail: office@biohort.at, www.biohort.com